

SkinPen® Procedure Considerations

PREPARING FOR YOUR SKINPEN PROCEDURE

- The treated area may be pink and mildly inflamed (similar to the appearance of a mild sunburn) for 24-48 hours following your SkinPen procedure.
- Your physician will advise you to keep your skin clean of cosmetics or sunscreen for the remainder of your day post-procedure.
- If you are prone to herpes simplex infections, such as cold sores, ask your physician whether prophylaxis therapy is appropriate prior to the procedure.
- If you have been overexposed to the sun (sunburn) the day preceding your appointment, please call our office to reschedule your appointment.
- This procedure may not be performed on active breakouts or open lesions. Please consult your physician prior to your SkinPen procedure to address any such issues.
- Wait at least six months post isotretinoin use before your SkinPen procedure, as isotretinoin use may impair wound healing and increase risk of scar tissue formation.
- Allow 48 hours after spray or self-tanning lotions before your SkinPen procedure.
- Avoid sun exposure for 24 hours prior to the procedure.
- Discontinue the use of topical products containing Retinol or Vitamin A for 24 hours prior to your SkinPen procedure.
- If you are on autoimmune therapy, ask your physician if you should refrain from taking any medications prior to your SkinPen procedure.

POST SKINPEN PROCEDURE GUIDELINES






The day of the procedure:

- Avoid strenuous exercise or excessive perspiration, as excess blood flow and sweat can cause discomfort and irritation to compromised skin.
- Avoid use of any topical products not provided by your skincare professional for specific use with this procedure. This includes but is not limited to cosmetics, cleansers, sunscreens, moisturizers, etc.
- Skinfuse® Lift HG may be applied additionally the day of the procedure to prevent the skin from drying out post procedure. The patient can re-apply, as needed, up to 24 hours post procedure.
- Strictly avoid sun exposure as you will not be wearing sunscreen. You may return to sunscreen use the day following the procedure. Continue to minimize sun exposure for one week following the procedure.

The days following the procedure:

- Follow the specific skincare regimen provided with your Skinfuse Post-Procedure Protocol.
- Wait at least 7 days post-procedure to begin Surge 1 Collagen Boost once weekly maintenance therapy.

Post Microneedling

			Day 1	Day 2	Day 3	Day 4	
STEP 1	 PURIFY Cleansing Complex	AM & PM	—	●	●	●	Apply a small amount to dampened skin with a gentle circular motion. Rinse with tepid water.
STEP 2	 RESCUE Calming Complex	AM & PM	—	●	●	○	Apply the cosmetic calming complex liberally as needed to help soothe and calm the skin.
STEP 3	 RECLAIM Hydrating Support	AM & PM	—	○	○	○	Apply liberally once or twice daily to supply vital skin cell nutrients and hydration.
STEP 4	 FORTIFY VitaC Serum	AM & PM	—	—	●	●	Apply 1-2 metered doses to cleansed, dry skin daily to protect and strengthen the skin.
STEP 5	 SHIELD Zinc Oxide 2% SPF30	AM & PM	—	●	●	●	Apply evenly to skin before exposure to sun and as needed.

— None ● Recommended ○ Avoided